
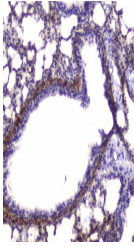
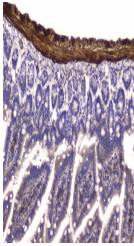

Product Datasheet

Myosin light chain kinase/MYLK Antibody (orb413081)

Description	Myosin light chain kinase/MYLK Antibody	1 2 3
Species/Host	Rabbit	
Reactivity	Human, Mouse, Rat	
Conjugation	Unconjugated	
Tested Applications	ELISA, IHC, WB	WB analysis of MYLK using anti-MYLK anti...
Immunogen	E. coli-derived human MYLK recombinant protein (Position: D1441-D1709).	
Form/Appearance	Lyophilized	
Concentration	Adding 0.2 ml of distilled water will yield a concentration of 500 µg/ml.	
Storage	Store at -20°C for one year from date of receipt. After reconstitution, at 4°C for one month. It can also be aliquotted and stored frozen at -20°C for six months. Avoid repeated freeze-thaw cycles.	
Note	For research use only	IHC analysis of MYLK using anti-MYLK ant...
Application notes	Add 0.2ml of distilled water will yield a concentration of 500ug/ml.	
Isotype	Rabbit IgG	
Clonality	Polyclonal	
MW	250 kDa	
Uniprot ID	Q15746	
Expiration Date	12 months from date of receipt.	IHC analysis of MYLK using anti-MYLK ant...