


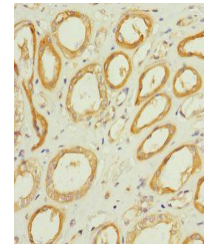
Product Datasheet

TPK1 antibody (orb41306)

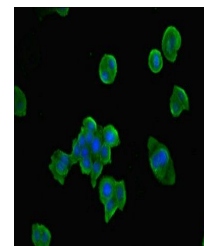
Description	TPK1 antibody
Species/Host	Rabbit
Reactivity	Human, Mouse
Conjugation	Unconjugated
Tested Applications	ELISA, IF, IHC, IP, WB
Immunogen	Recombinant Human Thiamin pyrophosphokinase 1 protein (1-243AA)
Target	TPK1
Preservatives	PBS with 0.02% sodium azide, 50% glycerol, pH7.3.
Form/Appearance	Liquid
Storage	Maintain refrigerated at 2-8°C for up to 2 weeks. For long term storage store at -20°C in small aliquots to prevent freeze-thaw cycles.
Note	For research use only
Isotype	IgG
Clonality	Polyclonal
Uniprot ID	Q9H3S4
Dilution Range	IHC-P:1:20-200, IF:1:50-200, IP:1:200-2000
Expiration Date	12 months from date of receipt.



Western blot analysis of Mouse liver(lan...



Immunohistochemical staining of human ki...



Immunofluorescence analysis of PC3 cells...