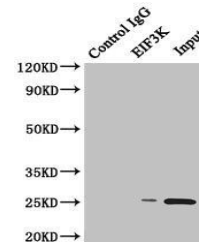


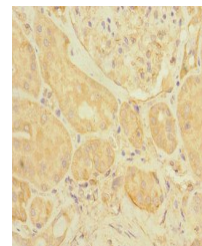
## Product Datasheet

### EIF3K antibody (orb41215)

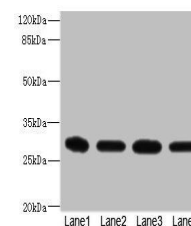
<b>Description</b>	EIF3K antibody
<b>Species/Host</b>	Rabbit
<b>Reactivity</b>	Human
<b>Conjugation</b>	Unconjugated
<b>Tested Applications</b>	ELISA, IHC, IP, WB
<b>Immunogen</b>	Recombinant Human Eukaryotic translation initiation factor 3 subunit K protein (1-218AA)
<b>Target</b>	EIF3K
<b>Preservatives</b>	PBS with 0.02% sodium azide, 50% glycerol, pH7.3.
<b>Form/Appearance</b>	Liquid
<b>Storage</b>	Maintain refrigerated at 2-8°C for up to 2 weeks. For long term storage store at -20°C in small aliquots to prevent freeze-thaw cycles.
<b>Note</b>	For research use only
<b>Isotype</b>	IgG
<b>Clonality</b>	Polyclonal
<b>Uniprot ID</b>	<a href="#">Q9UBQ5</a>
<b>Dilution Range</b>	WB:1:1000-5000, IHC-P:1:20-200, IP:1:200-2000
<b>Expiration Date</b>	12 months from date of receipt.



Immunoprecipitation analysis of HeLa who...



Immunohistochemical staining of human ki...



Western blot analysis of Thp-1(lane 1), ...