


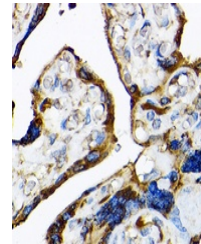
Product Datasheet

TLR3 antibody (orb412002)

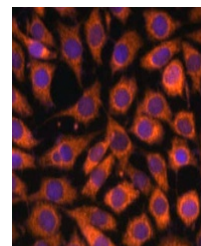
| | |
|----------------------------|---|
| Description | Rabbit polyclonal antibody to TLR3 |
| Species/Host | Rabbit |
| Reactivity | Human, Mouse, Rat |
| Conjugation | Unconjugated |
| Tested Applications | IF, IH, WB |
| Immunogen | Recombinant full length protein of human CD283 |
| Target | TLR3 |
| Preservatives | Liquid in 0.42% Potassium phosphate, 0.87% Sodium chloride, pH 7.3, 30% glycerol, and 0.01% sodium azide. |
| Form/Appearance | Liquid in 0.42% Potassium phosphate, 0.87% Sodium chloride, pH 7.3, 30% glycerol, and 0.01% sodium azide. |
| Storage | Maintain refrigerated at 2-8°C for up to 2 weeks. For long term storage store at -20°C in small aliquots to prevent freeze-thaw cycles. |
| Note | For research use only |
| Clonality | Polyclonal |
| Source | Rabbit |
| Uniprot ID | Q99MB1 , O15455 |
| Entrez | 142980 , 7098 |
| Dilution Range | WB: 1:500-2000 |
| Expiration Date | 12 months from date of receipt. |



Western blot analysis of CD283 expressio...



Immunohistochemical analysis of CD283 st...



Immunofluorescent analysis of CD283 stai...