


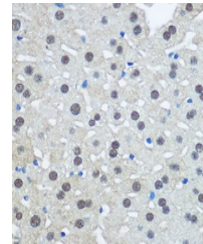
Product Datasheet

UBA1 antibody (orb411973)

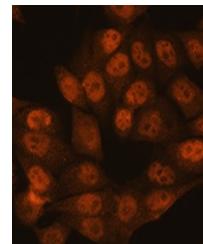
| | |
|----------------------------|---|
| Description | Rabbit polyclonal antibody to UBA1 |
| Species/Host | Rabbit |
| Reactivity | Human, Mouse, Rat |
| Conjugation | Unconjugated |
| Tested Applications | IF, IH, WB |
| Immunogen | Recombinant full length protein of human UBA1 |
| Target | UBA1 |
| Preservatives | Liquid in 0.42% Potassium phosphate, 0.87% Sodium chloride, pH 7.3, 30% glycerol, and 0.01% sodium azide. |
| Form/Appearance | Liquid in 0.42% Potassium phosphate, 0.87% Sodium chloride, pH 7.3, 30% glycerol, and 0.01% sodium azide. |
| Storage | Maintain refrigerated at 2-8°C for up to 2 weeks. For long term storage store at -20°C in small aliquots to prevent freeze-thaw cycles. |
| Note | For research use only |
| Clonality | Polyclonal |
| Source | Rabbit |
| Uniprot ID | Q02053 , P22314 , Q5U300 |
| Entrez | 7317 , 314432 , 22201 |
| Dilution Range | WB: 1:500-2000 |
| Expiration Date | 12 months from date of receipt. |



Western blot analysis of UBA1 expression...



Immunohistochemical analysis of UBA1 staining...



Immunofluorescent analysis of UBA1 staining...