

## Product Datasheet

### NDUFB5 Antibody (orb41166)

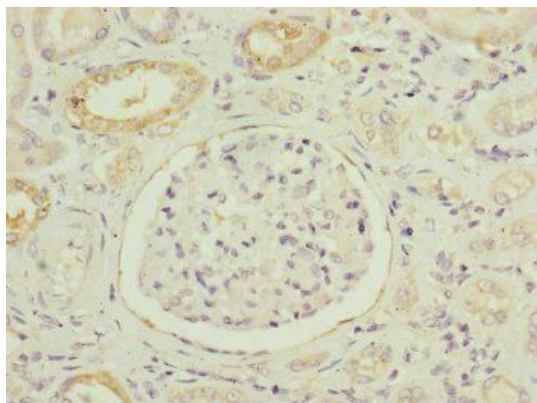
<b>Description</b>	NDUFB5 Antibody
<b>Species/Host</b>	Rabbit
<b>Reactivity</b>	Human, Mouse
<b>Conjugation</b>	Unconjugated
<b>Tested Applications</b>	ELISA, IF, IHC, WB
<b>Immunogen</b>	Recombinant Human NADH dehydrogenase [ubiquinone] 1 beta subcomplex subunit 5, mitochondrial protein (100-189AA)
<b>Target</b>	NDUFB5
<b>Preservatives</b>	PBS with 0.02% sodium azide, 50% glycerol, pH7.3.
<b>Form/Appearance</b>	Liquid
<b>Storage</b>	Maintain refrigerated at 2-8°C for up to 2 weeks. For long term storage store at -20°C in small aliquots to prevent freeze-thaw cycles.
<b>Note</b>	For research use only
<b>Isotype</b>	IgG
<b>Clonality</b>	Polyclonal
<b>Uniprot ID</b>	<b>O43674</b>
<b>Dilution Range</b>	WB:1:500-2000, IHC-P:1:20-200, IF:1:50-200
<b>Expiration Date</b>	12 months from date of receipt.

**Biorbyt Ltd.**

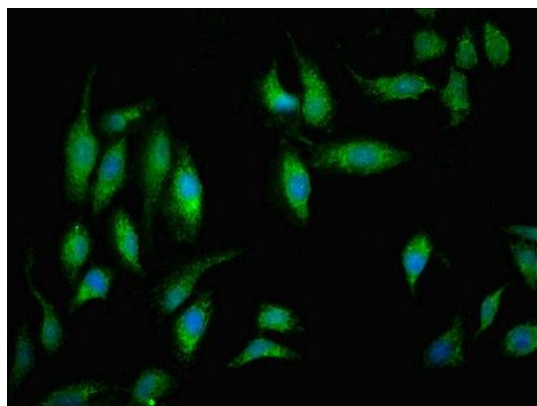
7 Signet Court, Swann's Road,  
Cambridge, CB5 8LA, United Kingdom  
Email: [info@biorbyt.com](mailto:info@biorbyt.com), [support@biorbyt.com](mailto:support@biorbyt.com)  
Phone: [+44 \(0\) 1223 859-353](tel:+44(0)1223859353) | Fax: [+1 \(415\) 651-8558](tel:+1(415)6518558)

**Biorbyt LLC.**

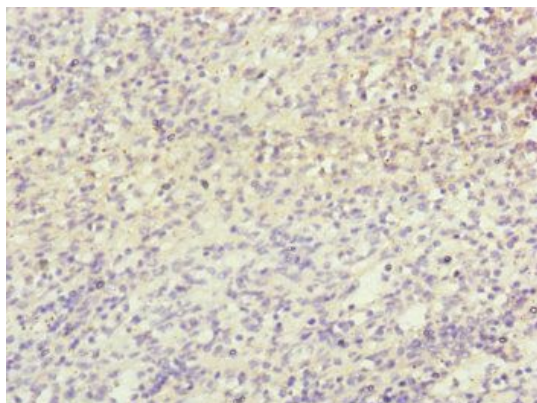
68 TW Alexander Drive,  
Durham, NC, 27713, United States  
Email: [info@biorbyt.com](mailto:info@biorbyt.com), [support@biorbyt.com](mailto:support@biorbyt.com)  
Phone: [+1 \(415\) 906-5211](tel:+1(415)9065211) | Fax: [+1 \(415\) 651-8558](tel:+1(415)6518558)



Immunohistochemical staining of human kidney tissue using NDUFB5 antibody



Immunofluorescence analysis of HeLa cells using NDUFB5 antibody



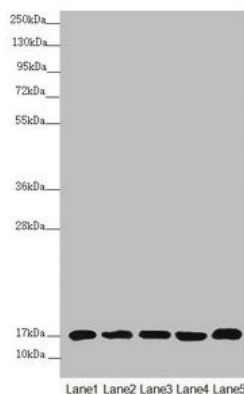
Immunohistochemical staining of human spleen tissue using NDUFB5 antibody

**Biorbyt Ltd.**

7 Signet Court, Swann's Road,  
Cambridge, CB5 8LA, United Kingdom  
Email: [info@biorbyt.com](mailto:info@biorbyt.com), [support@biorbyt.com](mailto:support@biorbyt.com)  
Phone: [+44 \(0\) 1223 859-353](tel:+44(0)1223859353) | Fax: [+1 \(415\) 651-8558](tel:+1(415)6518558)

**Biorbyt LLC.**

68 TW Alexander Drive,  
Durham, NC, 27713, United States  
Email: [info@biorbyt.com](mailto:info@biorbyt.com), [support@biorbyt.com](mailto:support@biorbyt.com)  
Phone: [+1 \(415\) 906-5211](tel:+1(415)9065211) | Fax: [+1 \(415\) 651-8558](tel:+1(415)6518558)



Western blot analysis of Mouse heart tissue(lane 1), Mouse kidney tissue(lane 2), 293T whole cell lysate(lane 3), Jurkat whole cell lysate(lane 4), MCF-7 whole cell lysate(lane 5) using NDUFB5 antibody

**Biorbyt Ltd.**

7 Signet Court, Swann's Road,  
Cambridge, CB5 8LA, United Kingdom  
Email: [info@biorbyt.com](mailto:info@biorbyt.com), [support@biorbyt.com](mailto:support@biorbyt.com)  
Phone: [+44 \(0\) 1223 859-353](tel:+44(0)1223859353) | Fax: [+1 \(415\) 651-8558](tel:+1(415)6518558)

**Biorbyt LLC.**

68 TW Alexander Drive,  
Durham, NC, 27713, United States  
Email: [info@biorbyt.com](mailto:info@biorbyt.com), [support@biorbyt.com](mailto:support@biorbyt.com)  
Phone: [+1 \(415\) 906-5211](tel:+1(415)9065211) | Fax: [+1 \(415\) 651-8558](tel:+1(415)6518558)