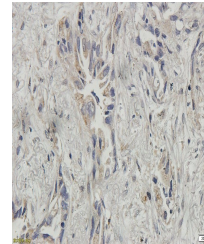


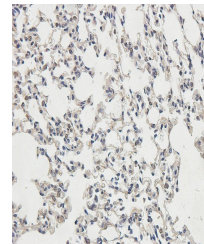
Product Datasheet

TNFAIP3 antibody (orb402967)

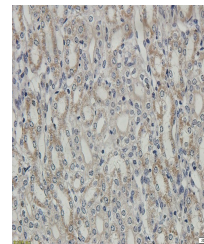
Description	TNFAIP3 antibody
Species/Host	Rabbit
Reactivity	Guinea pig, Human, Mouse, Rat
Conjugation	Unconjugated
Tested Applications	IHC-P, WB
Immunogen	KLH conjugated synthetic peptide derived from human ATRX. Please contact us for the exact immunogen sequence.
Target	TNFAIP3
Form/Appearance	10 mM PBS, 0.02% sodium azide
Concentration	- 100 µg (in 200 µl): 0.5 mg/ml- 200 µg (in 400 µl): 0.5 mg/ml
Storage	Store at 4°C for up to two weeks. For long term storage, aliquot and store at -20°C, avoid freeze/thaw cycles.
Note	For research use only
Isotype	IgG
Clonality	Polyclonal
Purity	Polyclonal antibodies are purified by peptide affinity chromatography
MW	27 kDa
Uniprot ID	P21580
Dilution Range	IHC-P: 1:100-500, WB: 1:200-1000
Expiration Date	12 months from date of receipt.



IHC-P image of human lung cancer tissue ...



Immunohistochemical staining of paraffin...



Immunohistochemical staining of guinea p...