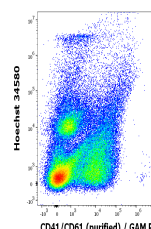


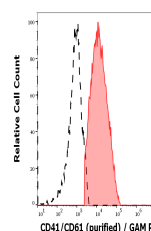
Product Datasheet

PAC-1 antibody (orb402811)

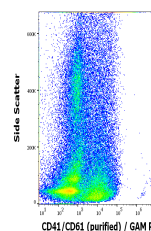
Description	Mouse monoclonal antibody to PAC-1
Reactivity	Human
Conjugation	Unconjugated
Tested Applications	FC, ICC, IP
Immunogen	Human platelets
Target	CD41/CD61 (PAC-1 epitope)
Preservatives	Tris buffered saline (TBS), pH 8.0, 15 mM sodium azide
Concentration	1 mg/ml
Storage	Store at 2-8°C. Do not freeze.
Note	For research use only
Application notes	Flow cytometry: Recommended dilution: 2-4 µg/ml.
Isotype	Mouse IgM kappa
Clonality	Monoclonal
Purity	Purified by sequential steps of physicochemical fractionation (differential precipitation and solid-phase chromatography methods).
Dilution Range	Flow cytometry: Recommended dilution: 2-4 µg/ml.
Expiration Date	12 months from date of receipt.



Flow cytometry multicolor staining pattern...



Separation of CD41/CD61 positive platelets...



Flow cytometry surface staining pattern ...