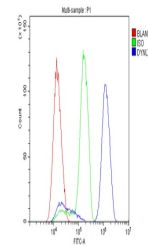


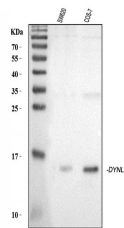
## Product Datasheet

### DYNLT1 Antibody (orb402563)

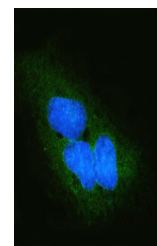
<b>Description</b>	DYNLT1 Antibody
<b>Species/Host</b>	Rabbit
<b>Reactivity</b>	Human, Monkey
<b>Conjugation</b>	Unconjugated
<b>Tested Applications</b>	ELISA, FC, ICC, IF, IHC, WB
<b>Immunogen</b>	E. coli-derived human DYNLT1 recombinant protein (Position: M1-A80).
<b>Form/Appearance</b>	Lyophilized
<b>Concentration</b>	Adding 0.2 ml of distilled water will yield a concentration of 500 µg/ml.
<b>Storage</b>	Store at -20°C for one year from date of receipt. After reconstitution, at 4°C for one month. It can also be aliquotted and stored frozen at -20°C for six months. Avoid repeated freeze-thaw cycles.
<b>Note</b>	For research use only
<b>Application notes</b>	Add 0.2ml of distilled water will yield a concentration of 500ug/ml.
<b>Isotype</b>	Rabbit IgG
<b>Clonality</b>	Polyclonal
<b>MW</b>	15 kDa
<b>Uniprot ID</b>	<a href="#">P63172</a>
<b>Expiration Date</b>	12 months from date of receipt.



Flow Cytometry analysis of SiHa cells us...



WB analysis of DYNLT1 using anti-DYNLT1 ...



IF analysis of DYNLT1 using anti-DYNLT1 ...