



Product Datasheet

VE-Cadherin CDH5-Antibody (orb402507)

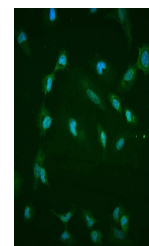
Description	VE-Cadherin CDH5-Antibody
Species/Host	Rabbit
Reactivity	Human
Conjugation	Unconjugated
Tested Applications	ELISA, FC, IF, IHC, WB
Immunogen	E. coli-derived human VE Cadherin recombinant protein (Position: D48-R272).
Form/Appearance	Lyophilized
Concentration	Adding 0.2 ml of distilled water will yield a concentration of 500 µg/ml.
Storage	Store at -20°C for one year from date of receipt. After reconstitution, at 4°C for one month. It can also be aliquotted and stored frozen at -20°C for six months. Avoid repeated freeze-thaw cycles.
Note	For research use only
Application notes	Add 0.2ml of distilled water will yield a concentration of 500ug/ml.
Isotype	Rabbit IgG
Clonality	Polyclonal
MW	130 kDa
Uniprot ID	P33151
Expiration Date	12 months from date of receipt.



Flow Cytometry analysis of A431 cells us...



WB analysis of CDH5 using anti-CDH5 anti...



IF analysis of CDH5 using anti-CDH5 anti...