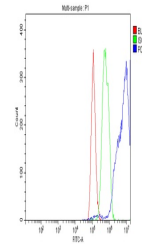


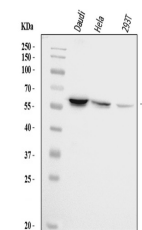
Product Datasheet

PDCD4 Antibody (orb402438)

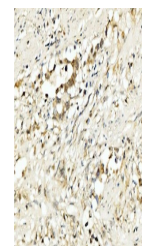
Description	PDCD4 Antibody
Species/Host	Rabbit
Reactivity	Human
Conjugation	Unconjugated
Tested Applications	FC, IHC, WB
Immunogen	E. coli-derived human PDCD4 recombinant protein (Position: E346-L446). Human PDCD4 shares 97% and 96% amino acid (aa) sequence identity with mouse and rat PDCD4, respectively.
Form/Appearance	Lyophilized
Concentration	Adding 0.2 ml of distilled water will yield a concentration of 500 µg/ml.
Storage	Store at -20°C for one year from date of receipt. After reconstitution, at 4°C for one month. It can also be aliquotted and stored frozen at -20°C for six months. Avoid repeated freeze-thaw cycles.
Note	For research use only
Application notes	Tested Species: In-house tested species with positive results. Predicted Species: Species predicted to be fit for the product based on sequence similarities. Other applications have not been tested. Optimal dilutions should be determined by end users. . Add 0.2ml of distilled water will yield a concentration of 500ug/ml.
Isotype	Rabbit IgG
Clonality	Polyclonal
MW	51735 MW
Uniprot ID	Q53EL6
Expiration Date	12 months from date of receipt.



Flow Cytometry analysis of HepG2 cells U...



WB analysis of PDCD4 using anti-PDCD4 an...



IHC analysis of PDCD4 using anti-PDCD4 a...