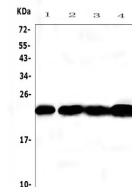


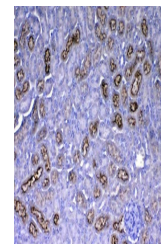
Product Datasheet

RBP4 Antibody (orb402433)

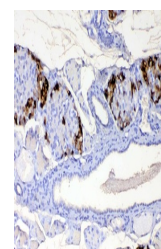
| | |
|----------------------------|--|
| Description | RBP4 Antibody |
| Species/Host | Rabbit |
| Reactivity | Human, Mouse, Rat |
| Conjugation | Unconjugated |
| Tested Applications | ELISA, IHC, WB |
| Immunogen | E. coli-derived mouse RBP4 recombinant protein (Position: E19-L201). |
| Form/Appearance | Lyophilized |
| Concentration | Adding 0.2 ml of distilled water will yield a concentration of 500 µg/ml. |
| Storage | Store at -20°C for one year from date of receipt. After reconstitution, at 4°C for one month. It can also be aliquotted and stored frozen at -20°C for six months. Avoid repeated freeze-thaw cycles. |
| Note | For research use only |
| Application notes | Tested Species: In-house tested species with positive results. By Heat: Boiling the paraffin sections in 10mM citrate buffer, pH6.0, for 20mins is required for the staining of formalin/paraffin sections. Other applications have not been tested. Optimal dilutions should be determined by end users. . Add 0.2ml of distilled water will yield a concentration of 500ug/ml. |
| Isotype | Rabbit IgG |
| Clonality | Polyclonal |
| MW | 23 kDa |
| Uniprot ID | Q00724 |
| Expiration Date | 12 months from date of receipt. |



WB analysis of RBP4 using anti-RBP4 anti...



IHC analysis of RBP4 using anti-RBP4 ant...



IHC analysis of RBP4 using anti-RBP4 ant...