

Product Datasheet

TXNDC5 Antibody (orb40242)

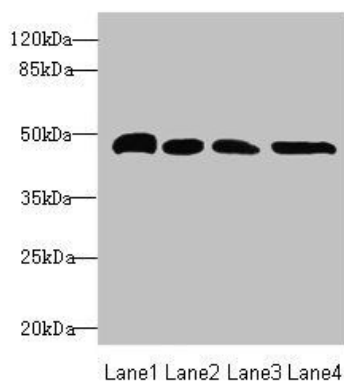
Description	TXNDC5 Antibody
Species/Host	Rabbit
Reactivity	Human, Mouse
Conjugation	Unconjugated
Tested Applications	ELISA, IHC, WB
Immunogen	Recombinant Human Thioredoxin domain-containing protein 5 protein (1-324AA)
Target	TXNDC5
Preservatives	PBS with 0.02% sodium azide, 50% glycerol, pH7.3.
Form/Appearance	Liquid
Storage	Maintain refrigerated at 2-8°C for up to 2 weeks. For long term storage store at -20°C in small aliquots to prevent freeze-thaw cycles.
Note	For research use only
Isotype	IgG
Clonality	Polyclonal
Uniprot ID	Q8NBS9
Dilution Range	WB:1:1000-5000, IHC-P:1:20-200
Expiration Date	12 months from date of receipt.

Biorbyt Ltd.

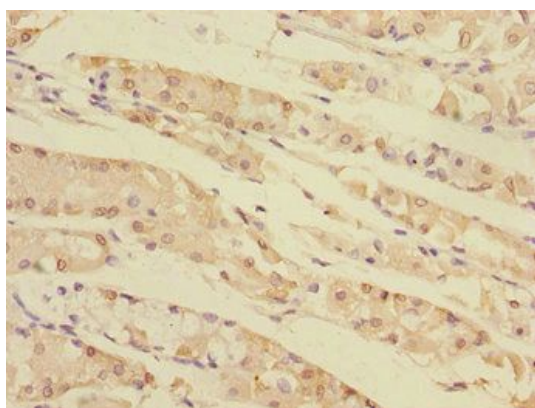
7 Signet Court, Swann's Road,
Cambridge, CB5 8LA, United Kingdom
Email: info@biorbyt.com, support@biorbyt.com
Phone: [+44 \(0\) 1223 859-353](tel:+44(0)1223859353) | Fax: [+1 \(415\) 651-8558](tel:+1(415)6518558)

Biorbyt LLC.

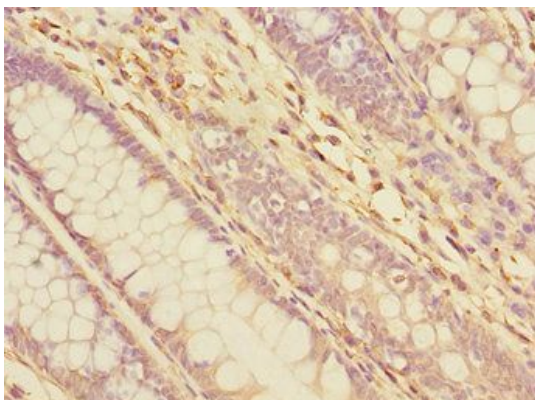
68 TW Alexander Drive,
Durham, NC, 27713, United States
Email: info@biorbyt.com, support@biorbyt.com
Phone: [+1 \(415\) 906-5211](tel:+1(415)9065211) | Fax: [+1 \(415\) 651-8558](tel:+1(415)6518558)



Western blot analysis of HepG-2(lane 1), Colo320(lane 2) whole cell lysate, Mouse brain(lane 3), Mouse stomach(lane 4) tissue using TXNDC5 antibody



Immunohistochemical staining of human gastric cancer using TXNDC5 antibody



Immunohistochemical staining of human colon cancer using TXNDC5 antibody

Biorbyt Ltd.

7 Signet Court, Swann's Road,
Cambridge, CB5 8LA, United Kingdom
Email: info@biorbyt.com, support@biorbyt.com
Phone: [+44 \(0\) 1223 859-353](tel:+44(0)1223859353) | Fax: [+1 \(415\) 651-8558](tel:+1(415)6518558)

Biorbyt LLC.

68 TW Alexander Drive,
Durham, NC, 27713, United States
Email: info@biorbyt.com, support@biorbyt.com
Phone: [+1 \(415\) 906-5211](tel:+1(415)9065211) | Fax: [+1 \(415\) 651-8558](tel:+1(415)6518558)