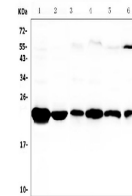


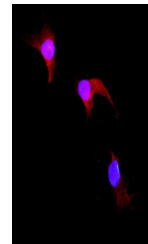
Product Datasheet

GST3/GST pi/Gstp1 Antibody (orb402351)

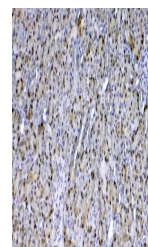
Description	GST3/GST pi/Gstp1 Antibody
Species/Host	Rabbit
Reactivity	Human, Mouse, Rat
Conjugation	Unconjugated
Tested Applications	ELISA, ICC, IF, IHC, WB
Immunogen	E. coli-derived rat GST3 / GST pi recombinant protein (Position: P2-Q210).
Form/Appearance	Lyophilized
Concentration	Adding 0.2 ml of distilled water will yield a concentration of 500 µg/ml.
Storage	Store at -20°C for one year from date of receipt. After reconstitution, at 4°C for one month. It can also be aliquotted and stored frozen at -20°C for six months. Avoid repeated freeze-thaw cycles.
Note	For research use only
Application notes	Tested Species: In-house tested species with positive results. By Heat: Boiling the paraffin sections in 10mM citrate buffer, pH6.0, for 20mins is required for the staining of formalin/paraffin sections. Other applications have not been tested. Optimal dilutions should be determined by end users. . Add 0.2ml of distilled water will yield a concentration of 500ug/ml.
Isotype	Rabbit IgG
Clonality	Polyclonal
MW	23 kDa
Uniprot ID	P04906
Expiration Date	12 months from date of receipt.



WB analysis of GST3 / GST pi using anti-...



IF analysis of GST3 / GST pi using anti-...



IHC analysis of GST3 / GST pi using anti-...