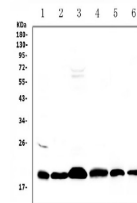


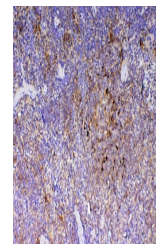
## Product Datasheet

### ICOS Antibody (orb402341)

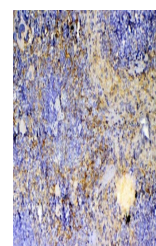
<b>Description</b>	ICOS Antibody
<b>Species/Host</b>	Rabbit
<b>Reactivity</b>	Human, Mouse, Rat
<b>Conjugation</b>	Unconjugated
<b>Tested Applications</b>	ELISA, IHC, WB
<b>Immunogen</b>	E. coli-derived mouse ICOS recombinant protein (Position: E21-S200).
<b>Form/Appearance</b>	Lyophilized
<b>Concentration</b>	Adding 0.2 ml of distilled water will yield a concentration of 500 µg/ml.
<b>Storage</b>	Store at -20°C for one year from date of receipt. After reconstitution, at 4°C for one month. It can also be aliquotted and stored frozen at -20°C for six months. Avoid repeated freeze-thaw cycles.
<b>Note</b>	For research use only
<b>Application notes</b>	Add 0.2ml of distilled water will yield a concentration of 500ug/ml.
<b>Isotype</b>	Rabbit IgG
<b>Clonality</b>	Polyclonal
<b>MW</b>	20 kDa
<b>Uniprot ID</b>	<a href="#">Q9WV50</a>
<b>Expiration Date</b>	12 months from date of receipt.



WB analysis of ICOS using anti-ICOS anti...



IHC analysis of ICOS using anti-ICOS ant...



IHC analysis of ICOS using anti-ICOS ant...