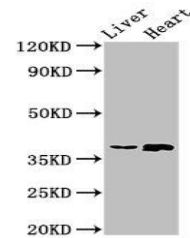


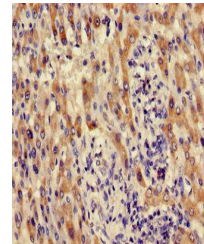
Product Datasheet

ACMSD antibody (orb400716)

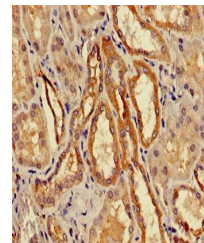
Description	ACMSD antibody
Species/Host	Rabbit
Reactivity	Human, Rat
Conjugation	Unconjugated
Tested Applications	ELISA, IF, IHC, WB
Immunogen	Recombinant Human 2-amino-3-carboxymuconate-6-semialdehyde decarboxylase protein (33-129AA)
Target	ACMSD
Preservatives	Preservative: 0.03% Proclin 300. Constituents: 50% Glycerol
Form/Appearance	Liquid
Storage	Maintain refrigerated at 2-8°C for up to 2 weeks. For long term storage store at -20°C in small aliquots to prevent freeze-thaw cycles.
Note	For research use only
Isotype	IgG
Clonality	Polyclonal
Uniprot ID	Q8TDX5
Dilution Range	IHC-P:1:20-200, IF:1:50-200
Expiration Date	12 months from date of receipt.



Western blot analysis of Rat liver tissue...



Immunohistochemical staining of human li...



Immunohistochemical staining of Human ki...