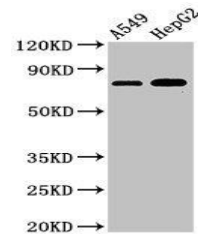


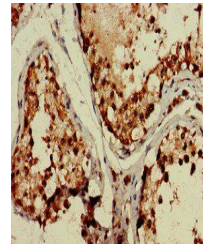
Product Datasheet

TBC1D15 antibody (orb400320)

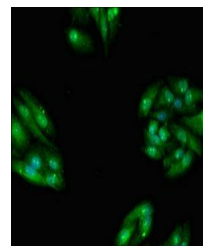
Description	TBC1D15 antibody
Species/Host	Rabbit
Reactivity	Human
Conjugation	Unconjugated
Tested Applications	ELISA, IF, IHC, WB
Immunogen	Recombinant Human TBC1 domain family member 15 protein (283-404AA)
Target	TBC1D15
Preservatives	Preservative: 0.03% Proclin 300. Constituents: 50% Glycerol
Form/Appearance	Liquid
Storage	Upon receipt, store at -20°C or -80°C. Avoid repeated freeze.
Note	For research use only
Isotype	IgG
Clonality	Polyclonal
Uniprot ID	Q8TC07
Dilution Range	WB:1:500-5000, IHC-P:1:20-200, IF:1:50-200
Expiration Date	12 months from date of receipt.



Western blot analysis of A549 whole cell...



Immunohistochemical staining of human te...



Immunofluorescence analysis of Hepg2 cel...