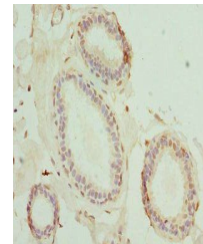


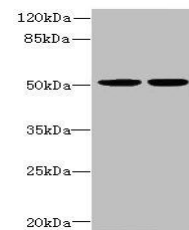
Product Datasheet

MATK antibody (orb39859)

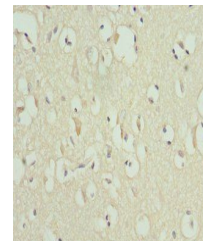
Description	MATK antibody
Species/Host	Rabbit
Reactivity	Human
Conjugation	Unconjugated
Tested Applications	ELISA, IHC, WB
Immunogen	Recombinant Human Megakaryocyte-associated tyrosine-protein kinase protein (393-507AA)
Target	MATK
Preservatives	PBS with 0.02% sodium azide, 50% glycerol, pH7.3.
Form/Appearance	Liquid
Storage	Maintain refrigerated at 2-8°C for up to 2 weeks. For long term storage store at -20°C in small aliquots to prevent freeze-thaw cycles.
Note	For research use only
Isotype	IgG
Clonality	Polyclonal
Uniprot ID	P42679
Dilution Range	WB:1:1000-5000, IHC-P:1:20-200
Expiration Date	12 months from date of receipt.



Immunohistochemistry of paraffin-embedde...



Western blot aanalysis of MCF-7 whole ce...



Immunohistochemistry of paraffin-embedde...