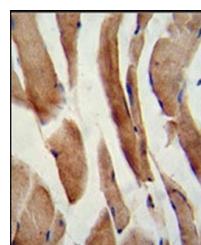



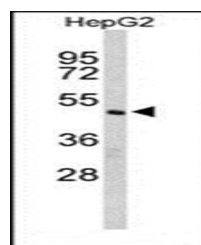
Product Datasheet

Caspase 8 antibody (orb39815)

Description	Rabbit polyclonal antibody to Caspase 8
Species/Host	Rabbit
Reactivity	Human
Conjugation	Unconjugated
Tested Applications	FC, IHC-P, WB
Immunogen	Synthetic Peptide
Target	CFLAR
Form/Appearance	Purified polyclonal antibody supplied in PBS with 0.09% (W/V) sodium azide. This antibody is prepared by Saturated Ammonium Sulfate (SAS) precipitation followed by dialysis against PBS.
Storage	Maintain refrigerated at 2-8°C for up to 2 weeks. For long term storage store at -20°C in small aliquots to prevent freeze-thaw cycles
Note	For research use only
Isotype	Rabbit IgG
Clonality	Polyclonal
MW	55344
Uniprot ID	O15519
NCBI	NP_001189448.1 , NP_001120656.1 , NP_001189444.1 , NP_001189447.1 , NP_001120655.1 , NP_003870.4 , NP_001189446.1 , NP_001189445.1
Dilution Range	WB: 1:1000, IHC-P: 1:50-100, FACS: 1:10-50
Expiration Date	12 months from date of receipt.



Immunohistochemical staining of paraffin...



Western blot analysis of in HepG2 cell l...