



Product Datasheet

UBC9-Specific antibody (orb395740)


Description	Rabbit polyclonal antibody to UBC9-Specific.
Species/Host	Rabbit
Reactivity	Human, Mouse, Rat
Conjugation	Unconjugated
Tested Applications	ELISA, FC, IF, IHC, WB
Immunogen	ubiquitin-conjugating enzyme E2I(UBC9 homolog, yeast)
Target	UBE2I
Form/Appearance	liquid
Storage	PBS with 0.02% sodium azide and 50% glycerol pH 7.3,-20°C for 24 months(Avoid repeated freeze / thaw cycles.)
Note	For research use only
Isotype	IgG
Clonality	Polyclonal
Purity	≥95% as determined by SDS-PAGE
MW	18 kDa
Uniprot ID	P63279
Dilution Range	WB: 1:500-1:5000, IHC:1:20-1:200, IF/ICC:1:10-1:100
Expiration Date	12 months from date of receipt.



Western blot analysis of HEK-293 cells u...



Immunohistochemical staining of paraffin...



HEK-293 cells were subjected to SDS PAGE...