

Product Datasheet

HSPA5 antibody (orb395100)

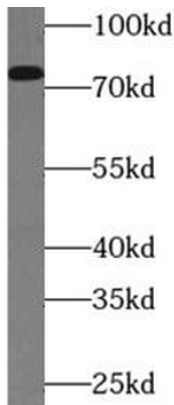
Description	Rabbit polyclonal antibody to GRP78/BIP.
Species/Host	Rabbit
Reactivity	Human, Mouse, Rat
Conjugation	Unconjugated
Tested Applications	ELISA, FC, IF, IHC, IP, WB
Immunogen	heat shock 70kDa protein 5(glucose-regulated protein, 78kDa)
Target	HSPA5
Preservatives	liquid
Form/Appearance	liquid
Storage	PBS with 0.02% sodium azide and 50% glycerol pH 7.3,-20°C for 24 months(Avoid repeated freeze / thaw cycles.)
Note	For research use only
Isotype	IgG
Clonality	Polyclonal
Purity	≥95% as determined by SDS-PAGE
MW	78 kDa
Uniprot ID	P11021
Dilution Range	WB: 1:3000-1:8000; IP: 1:500-1:2000; IHC: 1:20-1:200; IF: 1:10-1:100
Expiration Date	12 months from date of receipt.

Biorbyt Ltd.

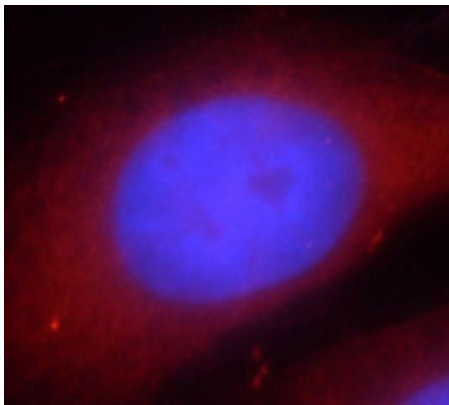
7 Signet Court, Swann's Road,
Cambridge, CB5 8LA, United Kingdom
Email: info@biorbyt.com, support@biorbyt.com
Phone: [+44 \(0\) 1223 859-353](tel:+44(0)1223859353) | Fax: [+1 \(415\) 651-8558](tel:+1(415)6518558)

Biorbyt LLC.

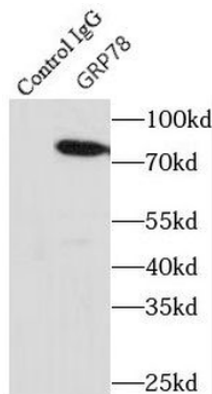
68 TW Alexander Drive,
Durham, NC, 27713, United States
Email: info@biorbyt.com, support@biorbyt.com
Phone: [+1 \(415\) 906-5211](tel:+1(415)9065211) | Fax: [+1 \(415\) 651-8558](tel:+1(415)6518558)



HepG2 cells were subjected to SDS PAGE followed by western blot with orb395100 (GRP78, BIP antibody) at dilution of 1:1000.



Immunofluorescent analysis of HepG2 cells using orb395100 (GRP78 antibody) at dilution of 1:25 and Rhodamine-Goat anti-Rabbit IgG.



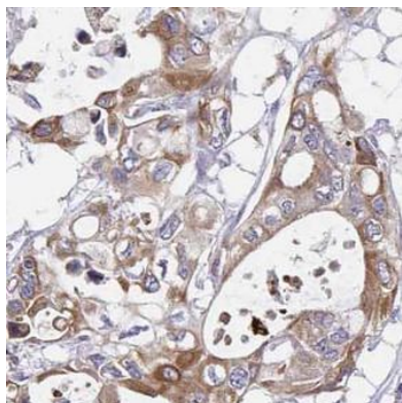
IP Result of anti-GRP78/BIP (IP: orb395100, 3 ug; Detection: orb395100 1:1000) with MCF-7 cells lysate 3250ug.

Biorbyt Ltd.

7 Signet Court, Swann's Road,
Cambridge, CB5 8LA, United Kingdom
Email: info@biorbyt.com, support@biorbyt.com
Phone: [+44 \(0\) 1223 859-353](tel:+44(0)1223859353) | Fax: [+1 \(415\) 651-8558](tel:+1(415)6518558)

Biorbyt LLC.

68 TW Alexander Drive,
Durham, NC, 27713, United States
Email: info@biorbyt.com, support@biorbyt.com
Phone: [+1 \(415\) 906-5211](tel:+1(415)9065211) | Fax: [+1 \(415\) 651-8558](tel:+1(415)6518558)



Immunohistochemistry of paraffin-embedded human pancreas cancer using orb395100 (GRP78, BIP antibody) at dilution of 1:50.

Biorbyt Ltd.

7 Signet Court, Swann's Road,
Cambridge, CB5 8LA, United Kingdom
Email: info@biorbyt.com, support@biorbyt.com
Phone: [+44 \(0\) 1223 859-353](tel:+44(0)1223859353) | Fax: [+1 \(415\) 651-8558](tel:+1(415)6518558)

Biorbyt LLC.

68 TW Alexander Drive,
Durham, NC, 27713, United States
Email: info@biorbyt.com, support@biorbyt.com
Phone: [+1 \(415\) 906-5211](tel:+1(415)9065211) | Fax: [+1 \(415\) 651-8558](tel:+1(415)6518558)