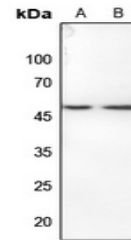


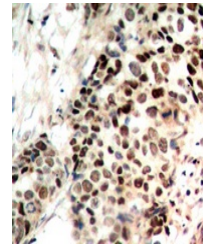
Product Datasheet

HDAC3 (Phospho-S424) antibody (orb393311)

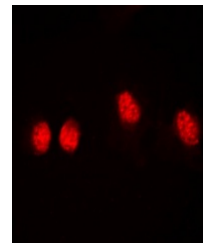
Description	Rabbit polyclonal antibody to HDAC3 (Phospho-S424)
Species/Host	Rabbit
Reactivity	Human, Mouse, Rat
Conjugation	Unconjugated
Tested Applications	IF, IH, WB
Immunogen	KLH-conjugated synthetic phosphopeptide corresponding to residues surrounding S424 of human Histone Deacetylase 3 protein. The exact sequence is proprietary.
Target	HDAC3
Preservatives	Liquid in 0.42% Potassium phosphate, 0.87% Sodium chloride, pH 7.3, 30% glycerol, and 0.01% sodium azide.
Form/Appearance	Liquid in 0.42% Potassium phosphate, 0.87% Sodium chloride, pH 7.3, 30% glycerol, and 0.01% sodium azide.
Storage	Maintain refrigerated at 2-8°C for up to 2 weeks. For long term storage store at -20°C in small aliquots to prevent freeze-thaw cycles.
Note	For research use only
Clonality	Polyclonal
Source	Rabbit
Uniprot ID	O15379 , O88895 , Q6P6W3
Entrez	8841 , 84578
Dilution Range	WB: 1:500:1000, IHC-P: 1:100:200, IF/ICC: 1:100:500
Expiration Date	12 months from date of receipt.



Western blot analysis of Histone Deacetylase 3 protein.



Immunohistochemical analysis of Histone Deacetylase 3 protein.



Immunofluorescent analysis of Histone Deacetylase 3 protein.