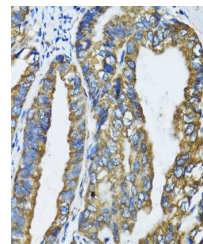


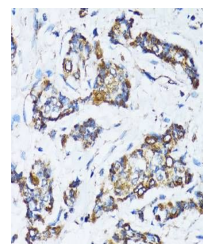
## Product Datasheet

### ATG7 antibody (orb390306)

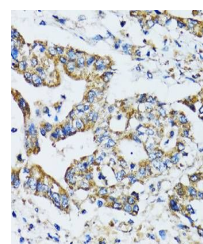
<b>Description</b>	Rabbit polyclonal antibody to ATG7.
<b>Reactivity</b>	Human
<b>Conjugation</b>	Unconjugated
<b>Tested Applications</b>	IHC
<b>Immunogen</b>	Recombinant fusion protein of human ATG7(NP_001129503.2).
<b>Preservatives</b>	PBS with 0.02% sodium azide,50% glycerol,pH7.3.
<b>Storage</b>	Maintain refrigerated at 2-8°C for up to 2 weeks. For long term storage store at -20°C in small aliquots to prevent freeze-thaw cycles.
<b>Note</b>	For research use only
<b>Isotype</b>	IgG
<b>Clonality</b>	Polyclonal
<b>MW</b>	68kDa/75kDa/77kDa
<b>Uniprot ID</b>	<b>O95352</b>
<b>Dilution Range</b>	IHC-P: 1:50-100
<b>Expiration Date</b>	12 months from date of receipt.



Immunohistochemical staining of human gastric cancer tissue.



Immunohistochemical staining of human breast cancer tissue.



Immunohistochemical staining of human colon cancer tissue.