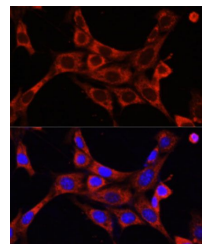


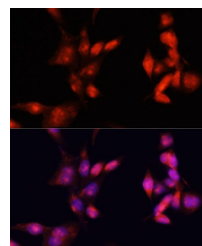
Product Datasheet

IRAK1 antibody (orb390174)

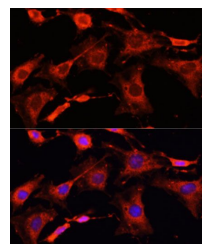
Description	Rabbit polyclonal antibody to IRAK1.
Reactivity	Human, Mouse, Rat
Conjugation	Unconjugated
Tested Applications	ICC, IF, WB
Immunogen	Recombinant fusion protein of human IRAK1(NP_001020414.1).
Preservatives	PBS with 0.01% thiomersal,50% glycerol,pH7.3.
Storage	Maintain refrigerated at 2-8°C for up to 2 weeks. For long term storage store at -20°C in small aliquots to prevent freeze-thaw cycles.
Note	For research use only
Isotype	IgG
Clonality	Polyclonal
MW	90-100kDa
Uniprot ID	P51617
Dilution Range	WB: 1:1000-3000
Expiration Date	12 months from date of receipt.



Immunofluorescence analysis of NIH/3T3 C...



Immunofluorescence analysis of HeLa cell...



Immunofluorescence analysis of C6 cells ...