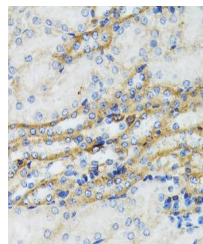


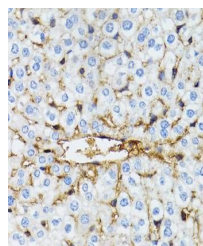
## Product Datasheet

### SERPING1 antibody (orb390083)

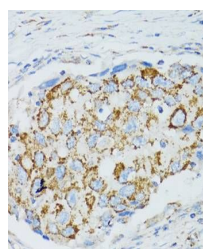
<b>Description</b>	Rabbit polyclonal antibody to SERPING1.
<b>Species/Host</b>	Rabbit
<b>Reactivity</b>	Human, Mouse, Rat
<b>Conjugation</b>	Unconjugated
<b>Tested Applications</b>	WB
<b>Immunogen</b>	Recombinant fusion protein of human SERPING1 (NP_001027466.1).
<b>Preservatives</b>	Buffer: PBS with 0.02% sodium azide,50% glycerol,pH7.3.
<b>Storage</b>	Maintain refrigerated at 2-8°C for up to 2 weeks. For long term storage store at -20°C in small aliquots to prevent freeze-thaw cycles.
<b>Note</b>	For research use only
<b>Isotype</b>	IgG
<b>Clonality</b>	Polyclonal
<b>Purity</b>	Affinity purification
<b>MW</b>	60kDa
<b>Uniprot ID</b>	<a href="#">P05155</a>
<b>Entrez</b>	<a href="#">710</a>
<b>Dilution Range</b>	WB: 1:500-2000, IHC-P: 1:50-200
<b>Expiration Date</b>	12 months from date of receipt.



Immunohistochemical staining of mouse kidney



Immunohistochemical staining of mouse liver



Immunohistochemical staining of human brain