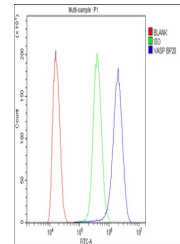


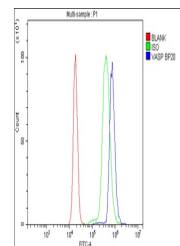
Product Datasheet

VASP Antibody (orb389436)


Description	VASP Antibody
Species/Host	Rabbit
Reactivity	Human, Mouse, Rat
Conjugation	Unconjugated
Tested Applications	FC, ICC, IHC, IHC-Fr, WB
Immunogen	A synthetic peptide corresponding to a sequence at the N-terminus of human VASP (78-114aa NFNHQWRDARQVWGLNFGSKEDAAQFAAGMASALEALE), different from the related mouse sequence by four amino acids.
Form/Appearance	Lyophilized
Concentration	Adding 0.2 ml of distilled water will yield a concentration of 500 µg/ml.
Storage	Store at -20°C for one year from date of receipt. After reconstitution, at 4°C for one month. It can also be aliquotted and stored frozen at -20°C for six months. Avoid repeated freeze-thaw cycles.
Note	For research use only
Application notes	Tested Species: In-house tested species with positive results. By Heat: Boiling the paraffin sections in 10mM citrate buffer, pH6.0, for 20mins is required for the staining of formalin/paraffin sections. Other applications have not been tested. Optimal dilutions should be determined by end users. Add 0.2ml of distilled water will yield a concentration of 500ug/ml.
Isotype	Rabbit IgG
Clonality	Polyclonal
MW	39830 MW
Uniprot ID	P50552
Expiration Date	12 months from date of receipt.



Flow Cytometry analysis of SiHa cells us...



Flow Cytometry analysis of U937 cells us...



WB analysis of VASP using anti-VASP anti...