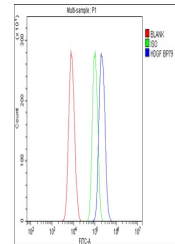


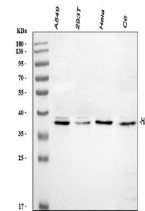
Product Datasheet

HDGF Antibody (orb389410)

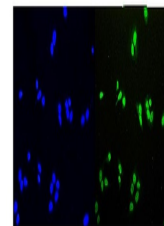
Description	HDGF Antibody
Species/Host	Rabbit
Reactivity	Human, Mouse, Rat
Conjugation	Unconjugated
Tested Applications	FC, ICC, IF, IHC, WB
Immunogen	A synthetic peptide corresponding to a sequence at the C-terminus of human HDGF (61-97aa KDLFPYEEESKEKFGKPNKRKGFSEGLWEIENNPTVKA), identical to the related mouse and rat sequences.
Form/Appearance	Lyophilized
Concentration	Adding 0.2 ml of distilled water will yield a concentration of 500 µg/ml.
Storage	Store at -20°C for one year from date of receipt. After reconstitution, at 4°C for one month. It can also be aliquotted and stored frozen at -20°C for six months. Avoid repeated freeze-thaw cycles.
Note	For research use only
Application notes	Tested Species: In-house tested species with positive results. By Heat: Boiling the paraffin sections in 10mM citrate buffer, pH6.0, for 20mins is required for the staining of formalin/paraffin sections. Other applications have not been tested. Optimal dilutions should be determined by end users. Add 0.2ml of distilled water will yield a concentration of 500ug/ml.
Isotype	Rabbit IgG
Clonality	Polyclonal
MW	26788 MW
Uniprot ID	P51858
Expiration Date	12 months from date of receipt.



Flow Cytometry analysis of A431 cells us...



WB analysis of HDGF using anti-HDGF anti...



IF analysis of HDGF using anti-HDGF anti...