
Product Datasheet

Diazepam Binding Inhibitor/DBI Antibody (orb389398)

Description

Diazepam Binding Inhibitor/DBI Antibody

Species/Host

Rabbit

Reactivity

Human

Conjugation

Unconjugated

Tested Applications

FC, ICC, IF, IHC, IHC-Fr, WB

Immunogen

E. coli-derived human DBI recombinant protein (Position: S2-I87). Human DBI shares 77.9% amino acid (aa) sequence identity with both mouse and rat DBI.

Form/Appearance

Lyophilized

Concentration

Adding 0.2 ml of distilled water will yield a concentration of 500 µg/ml.

Storage

Store at -20°C for one year from date of receipt. After reconstitution, at 4°C for one month. It can also be aliquotted and stored frozen at -20°C for six months. Avoid repeated freeze-thaw cycles.

Note

For research use only

Application notes

Tested Species: In-house tested species with positive results. By Heat: Boiling the paraffin sections in 10mM citrate buffer, pH6.0, for 20mins is required for the staining of formalin/paraffin sections. Other applications have not been tested. Optimal dilutions should be determined by end users. . Add 0.2ml of distilled water will yield a concentration of 500ug/ml.

Isotype

Rabbit IgG

Clonality

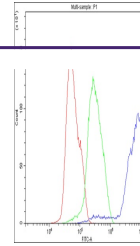
Polyclonal

MW

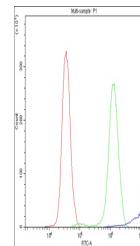
10044 MW

Uniprot ID
[P07108](#)
Expiration Date


12 months from date of receipt.



Flow Cytometry analysis of MCF-7 cells u...



Flow Cytometry analysis of PC-3 cells us...



Flow Cytometry analysis of THP-1 cells u...