
Product Datasheet

THBD antibody (orb388711)

Description

Mouse monoclonal antibody to THBD

Species/Host

Mouse

Reactivity

Human

Conjugation

Unconjugated

Tested Applications

ELISA, IHC-P, WB

Immunogen

Recombinant fragment (around aa 69-194) of human Thrombomodulin (CD141) protein (exact sequence is proprietary)

Target

THBD

Preservatives

200ug/ml of Ab Purified from Bioreactor Concentrate by Protein A/G. Prepared in 10mM PBS with 0.05% rAlbumin & 0.05% azide. Also available WITHOUT rAlbumin & azide at 1.0mg/ml.

Concentration

Purified Ab with BSA and Azide at 200ug/ml

Storage

Antibody with azide - store at 2 to 8°C. Antibody without azide - store at -20 to -80°C. Antibody is stable for 24 months. Non-hazardous. No MSDS required.

Note

For research use only

Application notes

Thrombomodulin / CD141 (Endothelial Cell Marker)

Isotype

Mouse / IgG2b, kappa

Clonality

Monoclonal

MW

~100kDa

Uniprot ID

P07204

Entrez

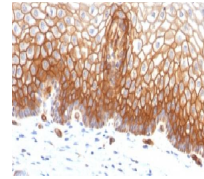
7056

Dilution Range

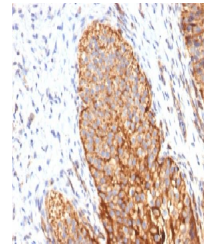
ELISA: 2-4 µg/ml, FACS: 0.5-1 µg/million cells, IF/ICC: 0.5-1 µg/ml, WB: 0.5-1 µg/ml, IHC-P: 1-2 µg/ml

Expiration Date

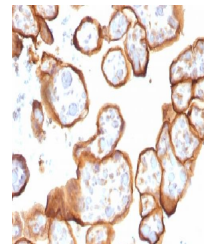
12 months from date of receipt.



Immunohistochemical staining of human Ce...



Immunohistochemical staining of human Bl...



Immunohistochemical staining of human Pl...