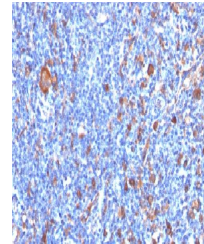


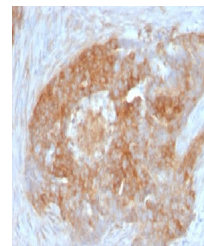
## Product Datasheet

### FSCN1 antibody (orb388662)

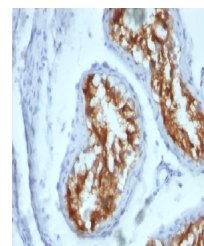
<b>Description</b>	Mouse monoclonal antibody to FSCN1
<b>Species/Host</b>	Mouse
<b>Reactivity</b>	Human
<b>Conjugation</b>	Unconjugated
<b>Tested Applications</b>	FC, IF, IHC-P, WB
<b>Immunogen</b>	Full length recombinant human FSCN1 protein
<b>Target</b>	FSCN1
<b>Preservatives</b>	200ug/ml of Ab Purified from Bioreactor Concentrate by Protein A/G. Prepared in 10mM PBS with 0.05% rAlbumin & 0.05% azide. Also available WITHOUT rAlbumin & azide at 1.0mg/ml.
<b>Concentration</b>	Purified Ab with BSA and Azide at 200ug/ml
<b>Storage</b>	Antibody with azide - store at 2 to 8°C. Antibody without azide - store at -20 to -80°C. Antibody is stable for 24 months. Non-hazardous. No MSDS required.
<b>Note</b>	For research use only
<b>Application notes</b>	Fascin-1 (Reed-Sternberg Cell Marker)
<b>Isotype</b>	Mouse / IgG2a, kappa
<b>Clonality</b>	Monoclonal
<b>MW</b>	55kDa
<b>Uniprot ID</b>	<b>Q16658</b>
<b>Entrez</b>	<b>6624</b>
<b>Dilution Range</b>	FACS: 0.5-1 µg/million cells, IF/ICC: 1-2 µg/ml, WB: 0.5-1.0 µg/ml, IHC-P: 0.5-1 µg/ml
<b>Expiration Date</b>	12 months from date of receipt.



Immunohistochemical staining of human Ho...



Immunohistochemical staining of human Ov...



Immunohistochemical staining of human Te...