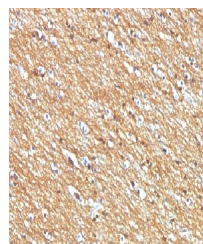


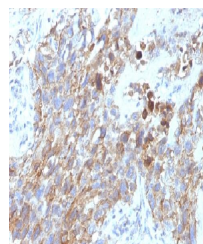
Product Datasheet

NCAM1 antibody (orb388507)

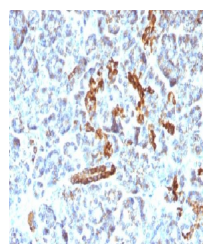
Description	Mouse monoclonal antibody to NCAM1
Species/Host	Mouse
Reactivity	Human, Rat
Conjugation	Unconjugated
Tested Applications	FC, IF, IHC-P, WB
Immunogen	Recombinant human NCAM1 protein
Target	NCAM1
Preservatives	200ug/ml of Ab Purified from Bioreactor Concentrate by Protein A/G. Prepared in 10mM PBS with 0.05% rAlbumin & 0.05% azide. Also available WITHOUT rAlbumin & azide at 1.0mg/ml.
Concentration	Purified Ab with BSA and Azide at 200ug/ml
Storage	Antibody with azide - store at 2 to 8°C. Antibody without azide - store at -20 to -80°C. Antibody is stable for 24 months. Non-hazardous. No MSDS required.
Note	For research use only
Application notes	CD56 / NCAM1 / NKH1 (Neuronal Cell Marker)
Isotype	Mouse / IgG1, kappa
Clonality	Monoclonal
MW	180, 145 and 125kDa
Uniprot ID	P13592 , P13591
Entrez	4684
Dilution Range	FACS: 0.5-1 µg/million cells, IF/ICC: 1-2 µg/ml, WB: 0.5-1 µg/ml, IHC-P: 0.5-1 µg/ml
Expiration Date	12 months from date of receipt.



Immunohistochemical staining of human Br...



Immunohistochemical staining of human Lu...



Immunohistochemical staining of NCAM1 an...