
Product Datasheet

MUC5AC antibody (orb388467)

Description

Mouse monoclonal antibody to MUC5AC

Species/Host

Mouse

Reactivity

Animal, Feline, Gallus, Human, Monkey, Mouse, Porcine, Rabbit, Rat

Conjugation

Unconjugated

Tested Applications

IHC-P

Immunogen

M1 mucin preparation from the fluid of an ovarian mucinous cyst belonging to an O Le(a-b) patient

Target

MUC5AC

Preservatives

200ug/ml of Ab Purified from Bioreactor Concentrate by Protein A/G. Prepared in 10mM PBS with 0.05% rAlbumin & 0.05% azide. Also available WITHOUT rAlbumin & azide at 1.0mg/ml.

Concentration

Purified Ab with BSA and Azide at 200ug/ml

Storage

Antibody with azide - store at 2 to 8°C. Antibody without azide - store at -20 to -80°C. Antibody is stable for 24 months. Non-hazardous. No MSDS required.

Note

For research use only

Application notes

MUC5AC (Mucin 5AC / Gastric Mucin)

Isotype

Mouse / IgG1, kappa

Clonality

Monoclonal

MW

> 1,000kDa

Uniprot ID

P98088

Entrez

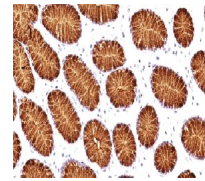
4586

Dilution Range

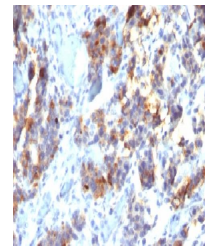
FACS: 0.5-1 µg/million cells, IF/ICC: 1-2 µg/ml, IHC-P: 1-2 µg/ml

Expiration Date

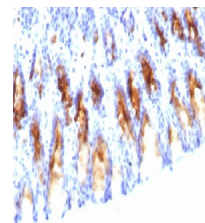
12 months from date of receipt.



Immunohistochemical staining of human Stomach



Immunohistochemical staining of human Gastric Mucin



Immunohistochemical staining of rat Stomach