
Product Datasheet

MUC3A antibody (orb388464)

Description

Mouse monoclonal antibody to MUC3A

Species/Host

Mouse

Reactivity

Human

Conjugation

Unconjugated

Tested

IHC-P

Applications
Immunogen

A synthetic peptide of 35 amino acids, SIB35 (C-HSTPSFTSSITTTETTSHSTPSFTSSITTTETTS), which contains two of the MUC3 tandem repeats, coupled to KLH.

Target

MUC3A

Preservatives

200ug/ml of Ab purified from Bioreactor Concentrate by Protein A/G. Prepared in 10mM PBS with 0.05% rAlbumin & 0.05% azide. Also available WITHOUT rAlbumin & azide at 1.0mg/ml.

Concentration

Purified Ab with BSA and Azide at 200ug/ml

Storage

Antibody with azide - store at 2 to 8 °C. Antibody without azide - store at -20 to -80 °C. Antibody is stable for 24 months. Non-hazardous. No MSDS required.

Note

For research use only

Application notes

MUC3 (Mucin 3)

Isotype

Mouse / IgG2a, kappa

Clonality

Monoclonal

MW

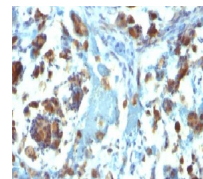
1100kDa

Uniprot ID
[Q9H195](#), [Q02505](#)
Entrez
[4584](#), [57876](#)
Dilution Range

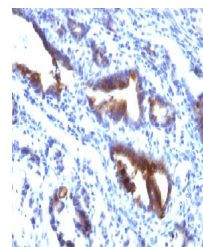
FACS: 0.5-1 µg/million cells, IF/ICC: 1-2 µg/ml, IHC-P: 0.5-1 µg/ml

Expiration Date

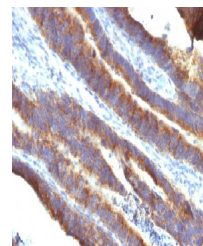
12 months from date of receipt.



Immunohistochemical staining of human Ga...



Immunohistochemical staining of human Ga...



Immunohistochemical staining of human Co...