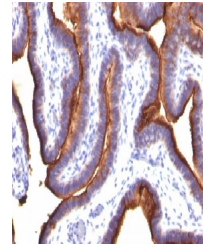


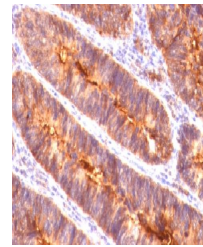
Product Datasheet

MUC1 antibody (orb388460)

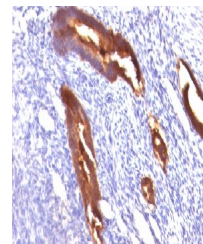
| | |
|----------------------------|--|
| Description | Mouse monoclonal antibody to MUC1 |
| Species/Host | Mouse |
| Reactivity | Human |
| Conjugation | Unconjugated |
| Tested Applications | IHC-P |
| Immunogen | Human milk-fat globule membranes (HMFGM) |
| Target | MUC1 |
| Preservatives | 200ug/ml of Ab Purified from Bioreactor Concentrate by Protein A/G. Prepared in 10mM PBS with 0.05% rAlbumin & 0.05% azide. Also available WITHOUT rAlbumin & azide at 1.0mg/ml. |
| Concentration | Purified Ab with BSA and Azide at 200ug/ml |
| Storage | Antibody with azide - store at 2 to 8°C. Antibody without azide - store at -20 to -80°C. Antibody is stable for 24 months. Non-hazardous. No MSDS required. |
| Note | For research use only |
| Application notes | MUC1 / EMA / CD227 (Epithelial Marker) |
| Isotype | Mouse / IgG1, kappa |
| Clonality | Monoclonal |
| MW | 265-400kDa |
| Uniprot ID | P15941 |
| Entrez | 4582 |
| Dilution Range | IHC-P: 1-2ug/ml |
| Expiration Date | 12 months from date of receipt. |



Immunohistochemical staining of human Ov...



Immunohistochemical staining of human Co...



Immunohistochemical staining of human En...