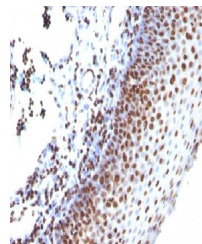


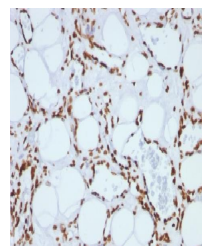
Product Datasheet

H1 antibody (orb388202)

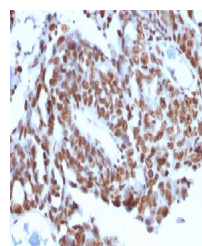
Description	Mouse monoclonal antibody to H1
Species/Host	Mouse
Reactivity	Human, Mouse, Rat
Conjugation	Unconjugated
Tested Applications	FC, IF, IHC-P, WB
Immunogen	Nuclei of human leukemia biopsy cells
Target	H1
Preservatives	200ug/ml of Ab Purified from Bioreactor Concentrate by Protein A/G. Prepared in 10mM PBS with 0.05% rAlbumin & 0.05% azide. Also available WITHOUT rAlbumin & azide at 1.0mg/ml.
Concentration	Purified Ab with BSA and Azide at 200ug/ml
Storage	Antibody with azide - store at 2 to 8°C. Antibody without azide - store at -20 to -80°C. Antibody is stable for 24 months. Non-hazardous. No MSDS required.
Note	For research use only
Application notes	Histone H1 (Nuclear Marker)
Isotype	Mouse / IgG2a, kappa
Clonality	Monoclonal
MW	~30kDa
Uniprot ID	Multiple
Entrez	3005
Dilution Range	FACS: 0.5-1 µg/million cells, IF/ICC: 0.5-1 µg/ml, IHC-P: 0.5-1 µg/ml
Expiration Date	12 months from date of receipt.



Immunohistochemical staining of human To...



Immunohistochemical staining of H1 antib...



Immunohistochemical staining of H1 antib...