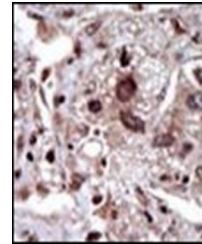


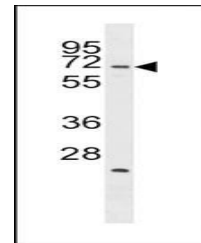
Product Datasheet

SPAK antibody (orb38795)

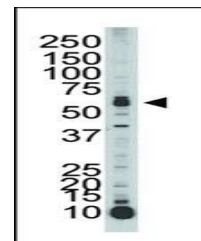
Description	Purified rabbit polyclonal antibody.
Species/Host	Rabbit
Reactivity	Human, Mouse
Conjugation	Unconjugated
Tested Applications	IHC-P, WB
Immunogen	Synthetic Peptide
Target	STK39
Form/Appearance	Purified polyclonal antibody supplied in PBS with 0.09% (W/V) sodium azide. This antibody is prepared by Saturated Ammonium Sulfate (SAS) precipitation followed by dialysis against PBS.
Storage	Maintain refrigerated at 2-8°C for up to 2 weeks. For long term storage store at -20°C in small aliquots to prevent freeze-thaw cycles
Note	For research use only
Isotype	Rabbit IgG
Clonality	Polyclonal
MW	59474
Uniprot ID	Q9UEW8
NCBI	NP_037365.2
Dilution Range	WB: 1:1000, IHC-P: 1:50-100
Expiration Date	12 months from date of receipt.



Immunohistochemical staining of paraffin...



Western blot analysis of U937 cell line ...



Western blot analysis of in mouse liver ...