Product Datasheet

Podoplanin Antibody / gp36 (orb386139)

Description	Podoplanin (PDPN) is a muco-protein which localizes in
Species/Host	Mouse
Reactivity	Human
Conjugation	Unconjugated
Tested Applications	ELISA, IF, IHC-P
Immunogen	A human recombinant partial protein corresponding to amino acids 24-126 was used as the immunogen for the Podoplanin antibody.
Preservatives	0.2 mg/ml in 1X PBS with 0.1 mg/ml rAlbumin (US sourced) and 0.05% sodium azide
Storage	Store the Podoplanin antibody at 2-8°C (with azide) or aliquot and store at -20°C or colder (without azide).
Note	For research use only
Application notes	Optimal dilution of the Podoplanin antibody should be determined by the researcher.
Formula	0.2 mg/ml in 1X PBS with 0.1 mg/ml BSA (US sourced) and 0.05% sodium azide
Isotype	Mouse IgG1, kappa
Clonality	Monoclonal
Purity	Protein G affinity chromatography
Uniprot ID	**Q86YL7**
Hazard Information	This Podoplanin antibody is available for research use only.
Dilution Range	ELISA (order BSA/sodium azide-free format for coating),Immunofluorescence: 1-2ug/ml,Immunohistochemistry (FFPE): 1-2ug/ml for 30 min at RT
Expiration Date	12 months from date of receipt.



Analysis of HuProt (TM) microarray conta...

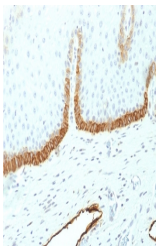

IHC testing of FFPE human cervical tissu...



SDS-PAGE analysis of purified, BSA-free ...

Biorbyt Ltd.
7 Signet Court, Swann's Road, Cambridge, CB5 8LA, United Kingdom
Email: **info@biorbyt.com** | Phone: **+44 (0) 1223 859-353** | Fax: +44 (0)1223 280 240

Biorbyt LLC.
68 TW Alexander Drive
Research Triangle Park
Durham, North Carolina
27709. United States
Email: **info@biorbyt.com** | Phone: **+1 (415) 906-5211** | Fax: +1 (415) 651-8558