
Product Datasheet

Desmocollin 2/3 Antibody (orb386009)

Description

Desmosomes are intercellular adhering junctions that


Species/Host

Mouse

Reactivity

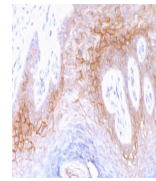
Human, Mouse, Rat

Conjugation

Unconjugated

Tested Applications

FACS, IF, IHC-P, WB



IHC testing of FFPE human skin with Desm...

Immunogen

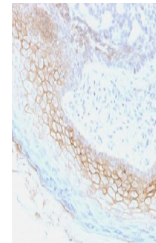
A recombinant protein corresponding to the extracellular domain of human Desmocollin 2 was used as the immunogen for the Desmocollin 2/3 antibody.

Preservatives

0.2 mg/ml in 1X PBS with 0.1 mg/ml rAlbumin (US sourced) and 0.05% sodium azide

Storage

Store the Desmocollin 2/3 antibody at 2-8°C (with azide) or aliquot and store at -20°C or colder (without azide).



IHC testing of FFPE human skin with Desm...

Note

For research use only

Application notes

Optimal dilution of the Desmocollin 2/3 antibody should be determined by the researcher.

Formula

0.2 mg/ml in 1X PBS with 0.1 mg/ml BSA (US sourced) and 0.05% sodium azide

Isotype

Mouse IgG1, kappa

Clonality

Monoclonal

Purity

Protein G affinity chromatography

Uniprot ID

[Q02487](#)

Hazard Information

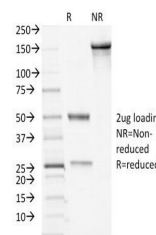
This Desmocollin 2/3 antibody is available for research use only.

Dilution Range

Flow cytometry: 0.5-1ug/million cells, Immunofluorescence: 1-2ug/ml, Western blot: 0.5-1ug/ml, Immunohistochemistry (FFPE): 1-2ug/ml for 30 min at RT

Expiration Date

12 months from date of receipt.



SDS-PAGE analysis of purified, BSA-free ...