
Product Datasheet

CD45RB Antibody (B-cell marker) (orb385695)

Description

CD45R, also designated CD45 and PTPRC, has been

Species/Host

Mouse

Reactivity

Human

Conjugation

Unconjugated

Tested Applications

IHC-P, WB

Immunogen

Recombinant full-length human CD45RB protein was used as immunogen for this CD45RB antibody.

Preservatives

0.2 mg/ml in 1X PBS with 0.1 mg/ml rAlbumin (US sourced) and 0.05% sodium azide

Storage

The CD45RB antibody (with azide) can be stored at 2-8°C. The azide-free format should be aliquoted and stored at -20°C or colder.

Note

For research use only

Application notes

Due to variation in protocol and secondary antibody used, the CD45RB antibody may need to be titrated for optimal performance.1. FFPE staining requires boiling tissue sections in 10mM citrate buffer, pH 6.0, for 10-20 min followed by cooling at RT for 20 minutes.2. The prediluted format is supplied in a dropper bottle and is optimized for use in IHC. After epitope retrieval step (if required), drip mAb solution onto the tissue section and incubate at RT for 30 min.

Formula

0.2 mg/ml in 1X PBS with 0.1 mg/ml BSA (US sourced) and 0.05% sodium azide

Isotype

Mouse IgG1, kappa

Clonality

Monoclonal

Purity

Protein G affinity chromatography

Uniprot ID

P08575

Hazard Information


This CD45RB antibody is available for research use only.

Dilution Range

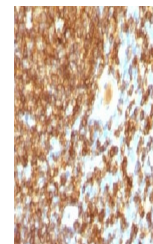
Western blot: 0.5-1ug/ml, Immunohistochemistry (FFPE): 0.5-1ug/ml for 30 min at RT

Expiration Date

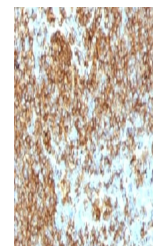
12 months from date of receipt.



Western blot testing of CD45RB antibody ...



IHC test of FFPE human tonsil probed with...



IHC testing of CD45RB antibody and FFPE ...