

Product Datasheet

NMUR2 antibody (orb385442)

Description

NMUR2 antibody

Species/Host

Rabbit

Reactivity

Guinea pig, Human, Mouse, Rat

Conjugation

Unconjugated

Tested Applications

ICC, IF, IHC-P

Immunogen

KLH conjugated synthetic peptide derived from human NMUR2. Please contact us for the exact immunogen sequence. The peptide is available as orb13076.

Target

NMUR2. This antibody has specificity with NMUR2.

Form/Appearance

10 mM PBS, 0.02% sodium azide

Concentration

- 100 µg (in 200 µl): 0.5 mg/ml- 200 µg (in 400 µl): 0.5 mg/ml

Storage

Store at 4°C for up to two weeks. For long term storage, aliquot and store at -20°C, avoid freeze/thaw cycles.

Note

For research use only

Isotype

IgG

Clonality

Polyclonal

Purity

Polyclonal antibodies are purified by peptide affinity chromatography

MW

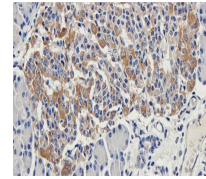
48 kDa

Uniprot ID
[Q9GZQ4](#), [Q8BZ39](#), [Q9ESQ4](#)
NCBI
[020167](#), [064552](#)
Entrez
[56923](#)
Dilution Range


IHC-P: 1:100-600

Expiration Date

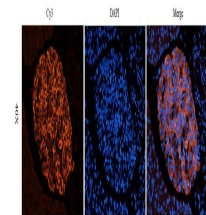
12 months from date of receipt.



Immunohistochemical staining of paraffin...



IHC-P staining of rat spinal cord tissue...



Immunofluorescence image of guinea pig p...