

Product Datasheet

HCK antibody (orb38422)

Description Peptide affinity purified rabbit polyclonal antibody.

Species/Host Rabbit

Reactivity Human

Conjugation Unconjugated

Tested Applications IHC-P, WB

Immunogen Synthetic Peptide

Target HCK

Form/Appearance Purified polyclonal antibody supplied in PBS with 0.09% (W/V) sodium azide. This antibody is purified through a protein A column, followed by peptide affinity purification.

Storage Maintain refrigerated at 2-8°C for up to 2 weeks. For long term storage store at -20°C in small aliquots to prevent freeze-thaw cycles

Note For research use only

Isotype Rabbit IgG

Clonality Polyclonal

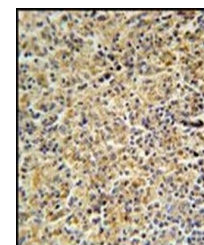
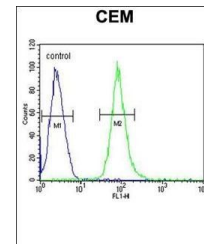
MW 59600

Uniprot ID [P08631](#)


NCBI [NP_001165601.1](#), [NP_001165600.1](#), [NP_001165604.1](#), [NP_002101.2](#), [NP_001165602.1](#)

Dilution Range WB: 1:1000, IHC-P: 1:50-100, FACS: 1:10-50

Expiration Date 12 months from date of receipt.



Immunohistochemical staining of paraffin...



Western blot analysis of A549 cell line ...