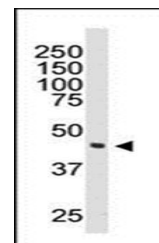
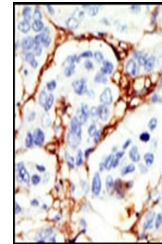


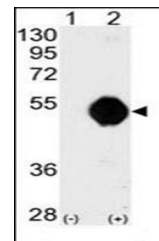
Product Datasheet

DOK2 antibody (orb38394)

Description	Purified rabbit polyclonal antibody.
Species/Host	Rabbit
Reactivity	Human
Conjugation	Unconjugated
Tested Applications	IHC-P, WB
Immunogen	Synthetic Peptide
Target	DOK2
Form/Appearance	Purified polyclonal antibody supplied in PBS with 0.09% (W/V) sodium azide. This antibody is prepared by Saturated Ammonium Sulfate (SAS) precipitation followed by dialysis against PBS.
Storage	Maintain refrigerated at 2-8°C for up to 2 weeks. For long term storage store at -20°C in small aliquots to prevent freeze-thaw cycles
Note	For research use only
Isotype	Rabbit IgG
Clonality	Polyclonal
MW	45379
Uniprot ID	O60496
NCBI	NP_003965.2
Dilution Range	WB: 1:1000, IHC-P: 1:50-100
Expiration Date	12 months from date of receipt.



Western blot analysis of in 174xCEM cell...



Western blot analysis of 293 cell lysate...