

---

## Product Datasheet

### NFIA Antibody (orb381082)

**Description**

NFIA Antibody

**Species/Host**

Rabbit

**Reactivity**

Human, Mouse, Rat

**Conjugation**

Unconjugated

**Tested Applications**

FC, ICC, IHC, WB

**Immunogen**

A synthetic peptide corresponding to a sequence in the middle region of human NFIA (180-224aa AYFVHAADSSQSESPSQPSDADIKDQPENGLGFQDSFVTSG VFS), different from the related mouse sequence by one amino acid, and identical to the related rat sequence.

**Form/Appearance**

Lyophilized

**Concentration**

Adding 0.2 ml of distilled water will yield a concentration of 500 µg/ml.

**Storage**

Store at -20°C for one year from date of receipt. After reconstitution, at 4°C for one month. It can also be aliquotted and stored frozen at -20°C for six months. Avoid repeated freeze-thaw cycles.

**Note**

For research use only

**Application notes**

Tested Species: In-house tested species with positive results. By Heat: Boiling the paraffin sections in 10mM citrate buffer, pH6.0, for 20mins is required for the staining of formalin/paraffin sections. Other applications have not been tested. Optimal dilutions should be determined by end users. Add 0.2ml of distilled water will yield a concentration of 500µg/ml.

**Isotype**

Rabbit IgG

**Clonality**

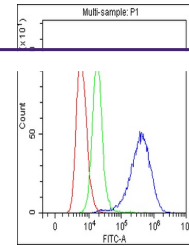
Polyclonal

**MW**

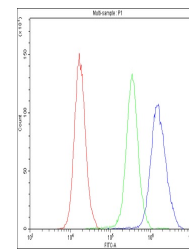
55944 MW

**Uniprot ID**
[Q12857](#)
**Expiration Date**


12 months from date of receipt.



Flow Cytometry analysis of K562 cells us...



Flow Cytometry analysis of SiHa cells us...



WB analysis of NFIA using anti-NFIA anti...