

---

## Product Datasheet

### ACSL1 Antibody (orb381027)

**Description**

ACSL1 Antibody

**Species/Host**

Rabbit

**Reactivity**

Human, Mouse, Rat

**Conjugation**

Unconjugated

**Tested**

FC, ICC, IF, IHC, WB

**Applications**
**Immunogen**

E. coli-derived human ACSL1 recombinant protein (Position: D604-V698). Human ACSL1 shares 81.1% and 86.3% amino acid (aa) sequence identity with mouse and rat ACSL1, respectively.

**Form/Appearance**

Lyophilized

**Concentration**

Adding 0.2 ml of distilled water will yield a concentration of 500 µg/ml.

**Storage**

Store at -20°C for one year from date of receipt. After reconstitution, at 4°C for one month. It can also be aliquotted and stored frozen at -20°C for six months. Avoid repeated freeze-thaw cycles.

**Note**

For research use only

**Application notes**

Tested Species: In-house tested species with positive results. By Heat: Boiling the paraffin sections in 10mM citrate buffer, pH6.0, for 20mins is required for the staining of formalin/paraffin sections. Other applications have not been tested. Optimal dilutions should be determined by end users. . Add 0.2ml of distilled water will yield a concentration of 500ug/ml.

**Isotype**

Rabbit IgG

**Clonality**

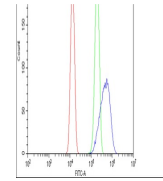
Polyclonal

**MW**

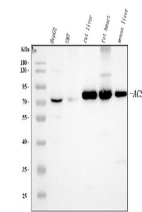
77943 MW

**Uniprot ID**
[P33121](https://www.uniprot.org/uniprot/P33121)
**Expiration Date**

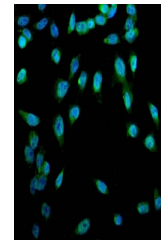
12 months from date of receipt.



Flow Cytometry analysis of A431 cells us...



WB analysis of ACSL1 using anti-ACSL1 an...



IF analysis of ACSL1 using anti-ACSL1ant...