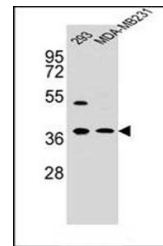
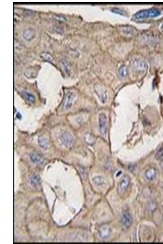


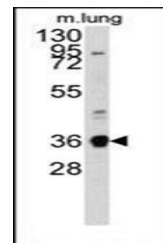
## Product Datasheet

### ANXA2 antibody (orb37922)

|                            |  |
|----------------------------|--|
| <b>Description</b>         | Purified rabbit polyclonal antibody.   |
| <b>Species/Host</b>        | Rabbit   |
| <b>Reactivity</b>          | Human, Mouse   |
| <b>Conjugation</b>         | Unconjugated   |
| <b>Tested Applications</b> | IHC-P, WB  |
| <b>Immunogen</b>           | Synthetic Peptide  |
| <b>Target</b>              | ANXA2  |
| <b>Form/Appearance</b>     | Purified polyclonal antibody supplied in PBS with 0.09% (W/V) sodium azide. This antibody is purified through a protein A column, followed by peptide affinity purification. |
| <b>Storage</b>             | Maintain refrigerated at 2-8°C for up to 2 weeks. For long term storage store at -20°C in small aliquots to prevent freeze-thaw cycles                                       |
| <b>Note</b>                | For research use only  |
| <b>Isotype</b>             | Rabbit IgG   |
| <b>Clonality</b>           | Polyclonal   |
| <b>MW</b>                  | 38604  |
| <b>Uniprot ID</b>          | <a href="#">P07355</a>   |
| <b>NCBI</b>                | <a href="#">NP_001002857.1</a> , <a href="#">NP_001002858.1</a> , <a href="#">NP_001129487.1</a> , <a href="#">NP_004030.1</a>   |
| <b>Dilution Range</b>      | WB: 1:1000, IHC-P: 1:10-50   |
| <b>Expiration Date</b>     | 12 months from date of receipt.  |



Western blot analysis of 293, MDA-MB231 ...



Western blot analysis of in mouse lung t...