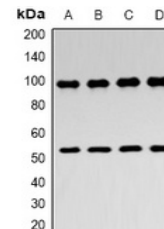


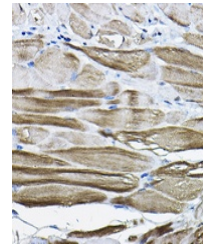
## Product Datasheet

### LDB3 antibody (orb378153)

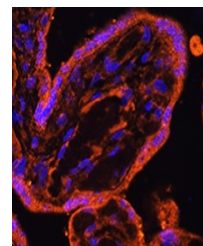
<b>Description</b>	Rabbit polyclonal antibody to LDB3.
<b>Species/Host</b>	Rabbit
<b>Reactivity</b>	Human, Mouse, Rat
<b>Conjugation</b>	Unconjugated
<b>Tested Applications</b>	IF, IH, WB
<b>Immunogen</b>	Recombinant full length protein of human ZASP
<b>Target</b>	LDB3
<b>Preservatives</b>	Liquid in 0.42% Potassium phosphate, 0.87% Sodium chloride, pH 7.3, 30% glycerol, and 0.01% sodium azide.
<b>Form/Appearance</b>	Liquid in 0.42% Potassium phosphate, 0.87% Sodium chloride, pH 7.3, 30% glycerol, and 0.01% sodium azide.
<b>Storage</b>	Maintain refrigerated at 2-8°C for up to 2 weeks. For long term storage store at -20°C in small aliquots to prevent freeze-thaw cycles.
<b>Note</b>	For research use only
<b>Clonality</b>	Polyclonal
<b>Source</b>	Rabbit
<b>Uniprot ID</b>	<a href="#">Q9JKS4</a> , <a href="#">O75112</a>
<b>Entrez</b>	<a href="#">24131</a> , <a href="#">11155</a>
<b>Dilution Range</b>	WB: 1:500-2000
<b>Expiration Date</b>	12 months from date of receipt.



Western blot analysis of ZASP expression...



Immunohistochemical analysis of ZASP staining...



Immunofluorescent analysis of ZASP staining...