


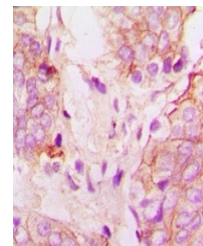
Product Datasheet

CYP51A1 antibody (orb378024)

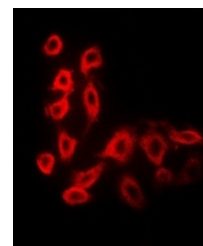
Description	Rabbit polyclonal antibody to CYP51A1.
Species/Host	Rabbit
Reactivity	Human, Mouse, Rat
Conjugation	Unconjugated
Tested Applications	IF, IH, WB
Immunogen	Recombinant full length protein of human Cytochrome P450 51A1
Target	CYP51A1
Preservatives	Liquid in 0.42% Potassium phosphate, 0.87% Sodium chloride, pH 7.3, 30% glycerol, and 0.01% sodium azide.
Form/Appearance	Liquid in 0.42% Potassium phosphate, 0.87% Sodium chloride, pH 7.3, 30% glycerol, and 0.01% sodium azide.
Storage	Maintain refrigerated at 2-8°C for up to 2 weeks. For long term storage store at -20°C in small aliquots to prevent freeze-thaw cycles.
Note	For research use only
Clonality	Polyclonal
Source	Rabbit
Uniprot ID	Q64654 , Q16850 , Q8K0C4
Entrez	13121 , 25427 , 1595
Dilution Range	WB: 1:500-2000, IHC-P: 1:50-200, IF/ICC: 1:20-100
Expiration Date	12 months from date of receipt.



Western blot analysis of Cytochrome P450...



Immunohistochemical analysis of Cytochrome...



Immunofluorescent analysis of Cytochrome...