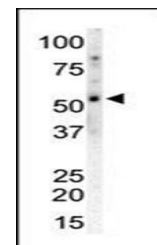
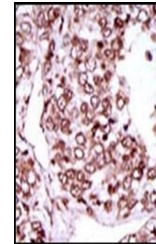


Product Datasheet

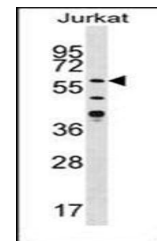
CAMK2G antibody (orb37594)

Description	Purified rabbit polyclonal antibody.
Species/Host	Rabbit
Reactivity	Human, Mouse
Conjugation	Unconjugated
Tested Applications	IHC-P, WB
Immunogen	Synthetic Peptide
Target	CAMK2G
Form/Appearance	Purified polyclonal antibody supplied in PBS with 0.09% (W/V) sodium azide. This antibody is prepared by Saturated Ammonium Sulfate (SAS) precipitation followed by dialysis against PBS.
Storage	Maintain refrigerated at 2-8°C for up to 2 weeks. For long term storage store at -20°C in small aliquots to prevent freeze-thaw cycles
Note	For research use only
Isotype	Rabbit IgG
Clonality	Polyclonal
MW	62607
Uniprot ID	Q13555
NCBI	NP_001213.2 , NP_751909.1 , NP_751913.1
Dilution Range	WB: 1:1000, IHC-P: 1:50-100
Expiration Date	12 months from date of receipt.



Western blot analysis of in mouse heart

...



Western blot analysis of in Jurkat cell ...