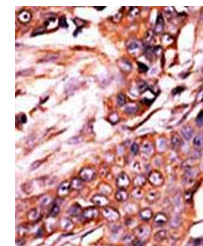



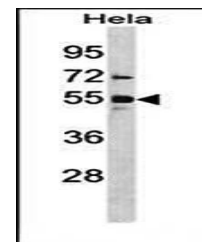
Product Datasheet

ACVR1 antibody (orb37441)

Description	Purified rabbit polyclonal antibody.
Species/Host	Rabbit
Reactivity	Human, Rat
Conjugation	Unconjugated
Tested Applications	IHC-P, WB
Immunogen	Synthetic Peptide
Target	ACVR1
Form/Appearance	Purified polyclonal antibody supplied in PBS with 0.09% (W/V) sodium azide. This antibody is prepared by Saturated Ammonium Sulfate (SAS) precipitation followed by dialysis against PBS.
Storage	Maintain refrigerated at 2-8°C for up to 2 weeks. For long term storage store at -20°C in small aliquots to prevent freeze-thaw cycles
Note	For research use only
Isotype	Rabbit IgG
Clonality	Polyclonal
MW	57153
Uniprot ID	Q04771
NCBI	NP_001104537.1 , NP_001096.1
Dilution Range	WB: 1:1000, IHC-P: 1:50-100
Expiration Date	12 months from date of receipt.



Immunohistochemical analysis of formalin...



Western blot analysis of HeLa cell line ...