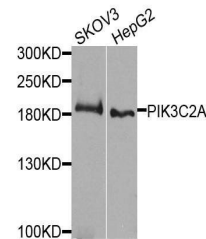


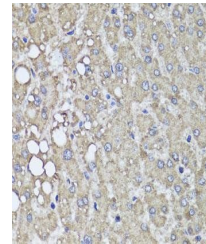
Product Datasheet

PIK3C2A antibody (orb374187)

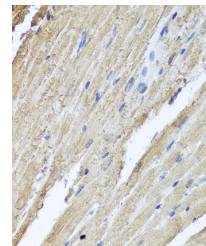
Description	Rabbit polyclonal antibody to PIK3C2A
Species/Host	Rabbit
Reactivity	Human, Mouse, Rat
Conjugation	Unconjugated
Tested Applications	IF, IHC, WB
Immunogen	Recombinant fusion protein of human PIK3C2A (NP_002636.2).
Preservatives	Buffer: PBS with 0.02% sodium azide, 50% glycerol, pH7.3.
Storage	Maintain refrigerated at 2-8°C for up to 2 weeks. For long term storage store at -20°C in small aliquots to prevent freeze-thaw cycles.
Note	For research use only
Isotype	IgG
Clonality	Polyclonal
Purity	Affinity purification
MW	191kDa
Uniprot ID	O00443
Entrez	5286
Dilution Range	WB: 1:500-2000, IHC-P: 1:50-100
Expiration Date	12 months from date of receipt.



Western blot analysis of extracts of var...



Immunohistochemical staining of mouse heart...



Immunohistochemical staining of rat heart...